


The study found that almost three quarters of individuals suffering from heel pain, can find significant relief with a regular home exercise program that includes Achilles tendon and plantar fascia stretching. "Adding an inexpensive, off-the-shelf shoe insert to the stretching exercises leads to an even better result."

The following stretching exercises have been recommended by the American Orthopaedic Foot & Ankle Society.

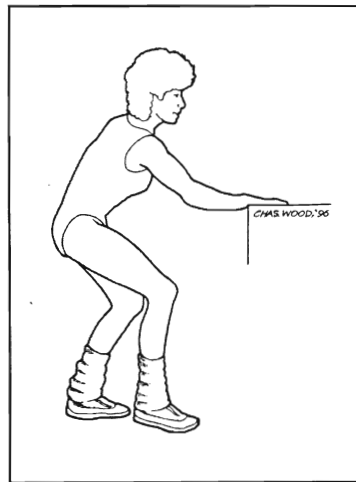
Exercise No. 1

Lean forward against a wall, keeping one knee straight while you bend the other knee. (If both of your heels hurt, then you need to reverse this position after you have exercised each heel. If only one of your heels hurt, the painful heel is placed further away from the wall). As you bend forward, the leg that remains straight is the one that you will be exercising. As you lean forward, you can feel your heel cord and the arch of your foot stretch. (Try to keep your heel on the ground, although as you stretch, it will gradually lift off the ground). **STRETCH AND HOLD FOR 10 SECONDS.** Then relax and straighten up- **THEN STRETCH AGAIN.** Repeat this 20 times. If your other heel bothers you, then you should stretch this side as well by reversing your position.



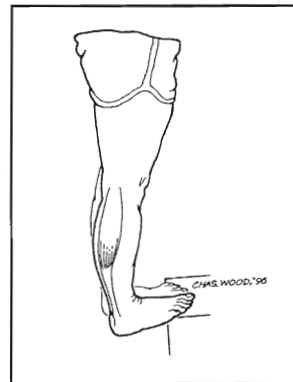
Exercise No. 2

Lean forward as you lean onto a table, chair or countertop. In this exercise, you will flex both of your knees. Squat down slowly. Try to keep your heels on the ground, as long as you can, as you squat down. You will feel your heel cords and the arches of your feet stretch, as your heel finally starts to rise off the ground as you squat down. When you feel these structures **REALLY STRETCHING,** hold that position for 10 seconds. Then **STRAIGHTEN UP.** Repeat this 20 times.



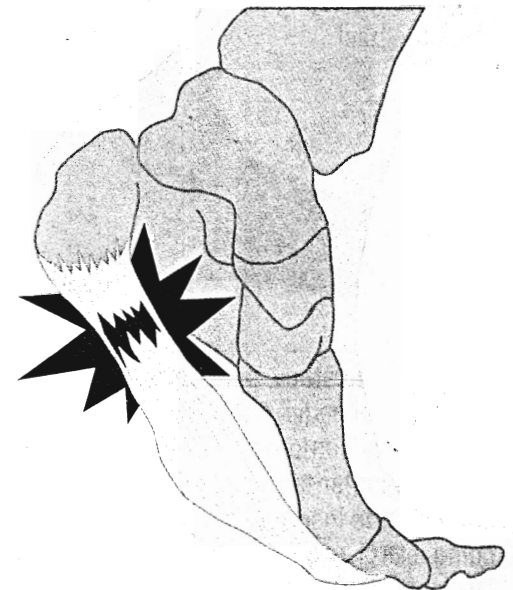
Exercise No. 3

Stand on the bottom step of a set of stairs and balance yourself on the balls of your feet. Slowly lower your heels as low as they will go and until you begin to feel your calf muscles really stretch. Hold that position for 10 seconds, then raise up and repeat this exercise 20 times.



This brochure is not intended to replace medical care for your foot problems. The results of the study indicate that these conservative measures are the best and most cost effective treatments for the initial onset of heel pain.

Common Sense Solutions for Treating Common, Painful Heel Complaints



BAY HARBOR PODIATRY GROUP

Our New Office:
21250 Hawthorne Blvd., # 160
Torrance, CA 90503
(310) 540-1213